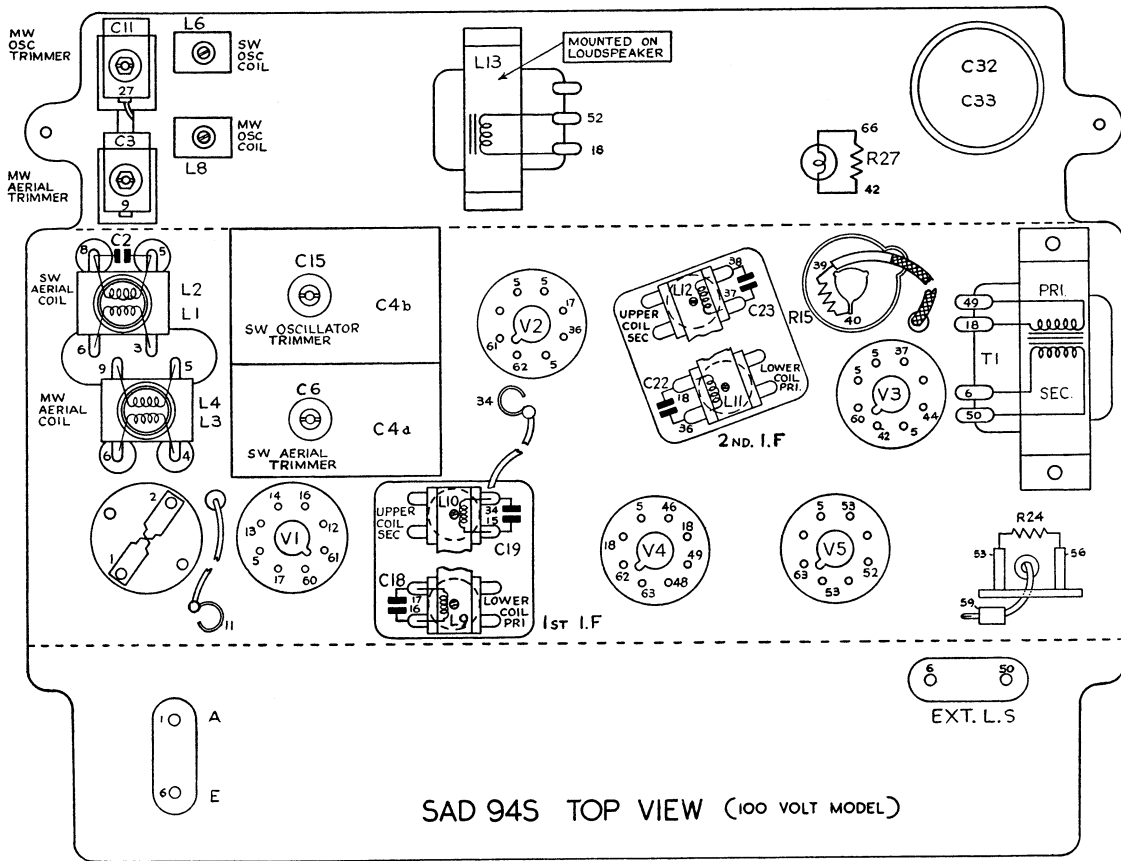


SAD94S 100 VOLT MODEL SAD94S

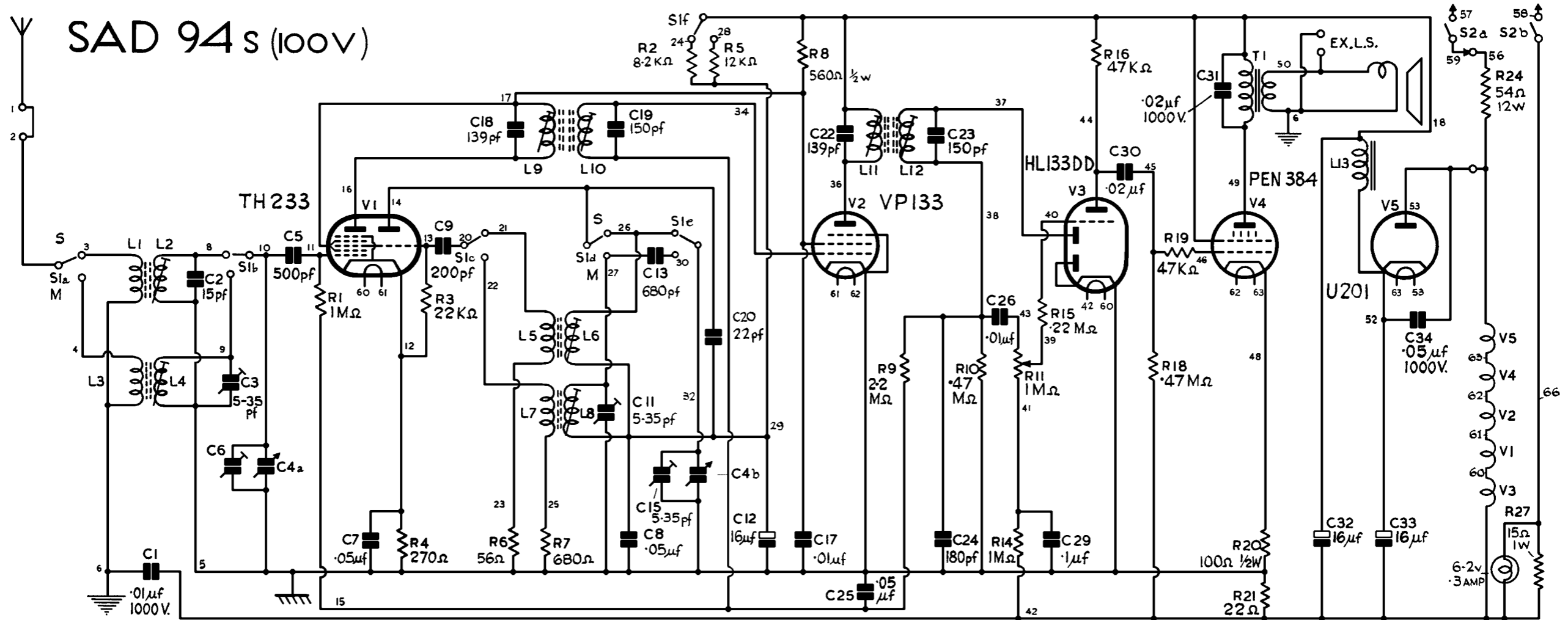
MURPHY RADIO SERVICE INSTRUCTIONS

MAINS SUPPLY : 100 to 130 volts D.C.
100 to 130 volts A.C., 25 to 100 cycles
PILOT LAMP : 6.2 volts, 0.3 amps. M.E.S.

R																									15	27								24
C			11			6 15	4b				19			22			23																	32 33
L	1 2		3 4	6 8						10 9	13			12	11																			
MISC							V1						V2				V4		PL		V5	V3											T1	

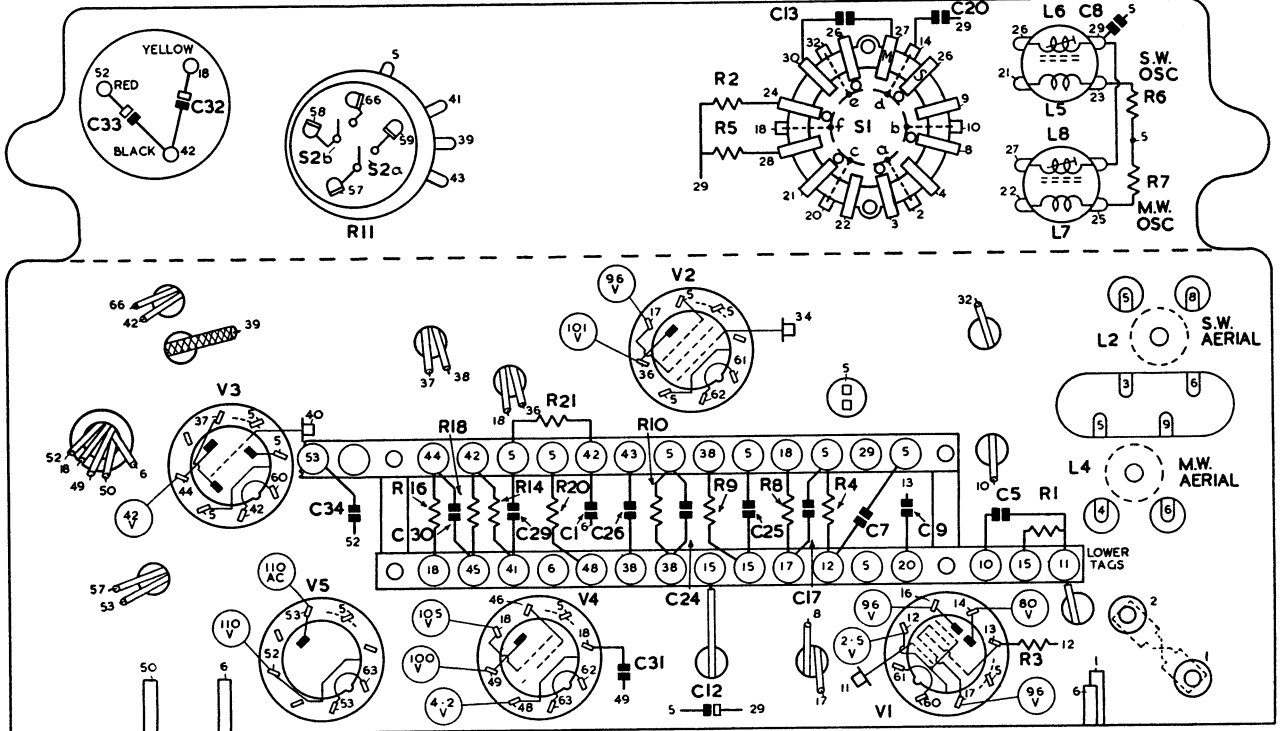


SAD 94S TOP VIEW (100 VOLT MODEL)



THIS IS A SUPPLEMENTARY SERVICE SHEET FOR THE 100 VOLT MODEL AND IT SHOULD BE USED IN CONJUNCTION WITH THE SERVICE INSTRUCTIONS FOR THE 200 VOLT MODEL WHICH GIVE TRIMMING INSTRUCTIONS, MECHANICAL DETAILS, AND OTHER GENERAL INFORMATION

R				11		16 18	14	21 20		10	2 5	9	8	4				1	3		6 7
C	33	32		34		30	29		1 26	24		12	25	13	17	7	9		5		8
L																				6,5,8,7	2 4
MISC		V3	V5	S2b S2a				V4		V2	S1c	S1e S1d S1c S1a	S1b							VI	



SAD 94S UNDERNEATH VIEW (100VOLT MODEL)

Voltages on valve holders are average figures measured between valve electrodes and chassis, using a 1000 ohms-per-volt meter, with receiver switched to M.W. and working on 110 volt A.C. mains under no signal conditions.

Issued by

**MURPHY RADIO LTD . WELWYN GARDEN CITY
HERTS . ENGLAND TEL: WELWYN GARDEN 800**